

# Getting Started With

# Transparent Language® Online

1

Visit an Air Force Base Library.

Using the designated library computer, click the “Transparent” icon.

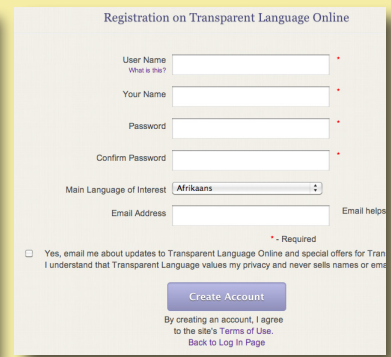
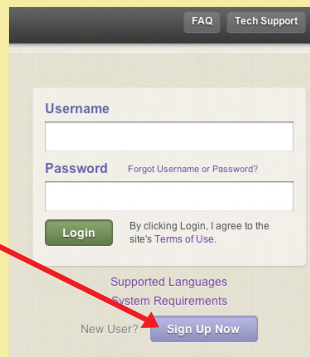
Ask a librarian if you need help.



Transparent

2

Click the “Sign Up Now” button to create your account.

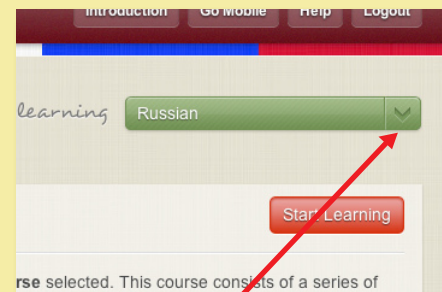


3



Once logged in, use the “Click here for the Guided Tour” option to see a brief video demonstration.

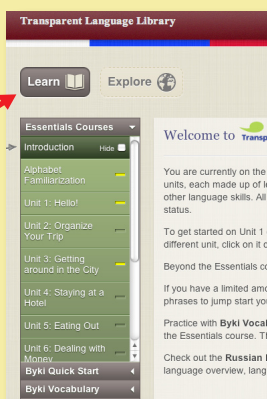
4



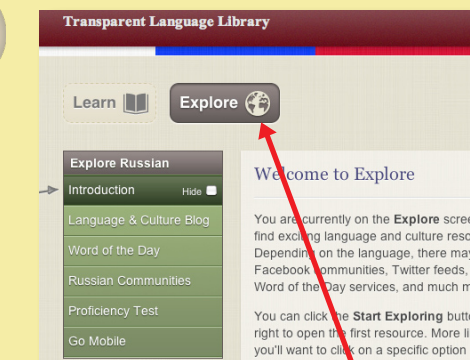
To begin learning, choose your language in the dropdown box in the upper right corner.

5

Start with the options under the “Learn” page.



6



Try the options under the “Explore” page.